

Client



Consultant



DESIGNER:



Contractor



NOTES

No.	DESCRIPTION
1.	- ALL DIMENSIONS ARE IN (mm) UNLESS OTHERWISE INDICATED.
2.	- ALL LEVELS ARE IN METERS UNLESS OTHERWISE INDICATED.

LEGENDS

F.F.L.	FINISH FLOOR LEVEL
T.O.P.	TOP OF PARAPET
S.S.L.	SOLID SLAB OR SLAB ON GRADE LEVEL
T.O.D.	TOP OF DOOR
T.O.W.	TOP OF WINDOW OR WALL

REVISIONS

No.	DESCRIPTION	DATE	APPROVED
1.	REV.00	15/10/2017	
2.			
3.			

ASBUILT

اسم المشروع: مشروع
 إعداد الدراسات والتصاميم لإنشاء الملاعب التدريبية
 عقاب رقم ٢٠١٥/٢ / ١٠
 الملاعب التدريبية النموذجية

Drawing Titel:

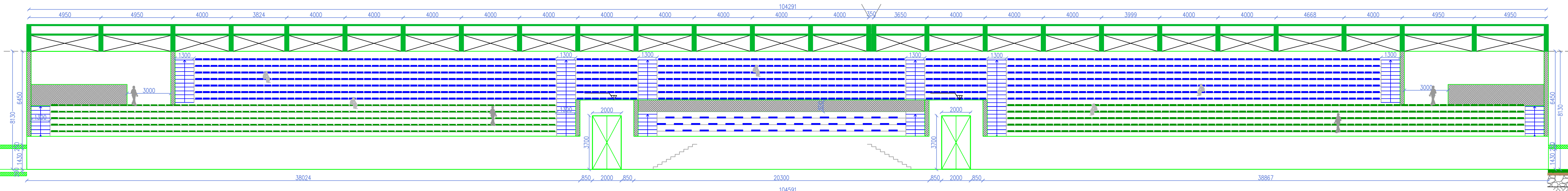
ARCHITECTURAL ELEVATIONS FOR WEST SERVICE BUILDING

DESIGNER	NAME
CAD INPUT BY	Eng. (B.R)
CHECKED BY	Eng. (M.Q)
APPROVED BY	Eng. (A.AW)

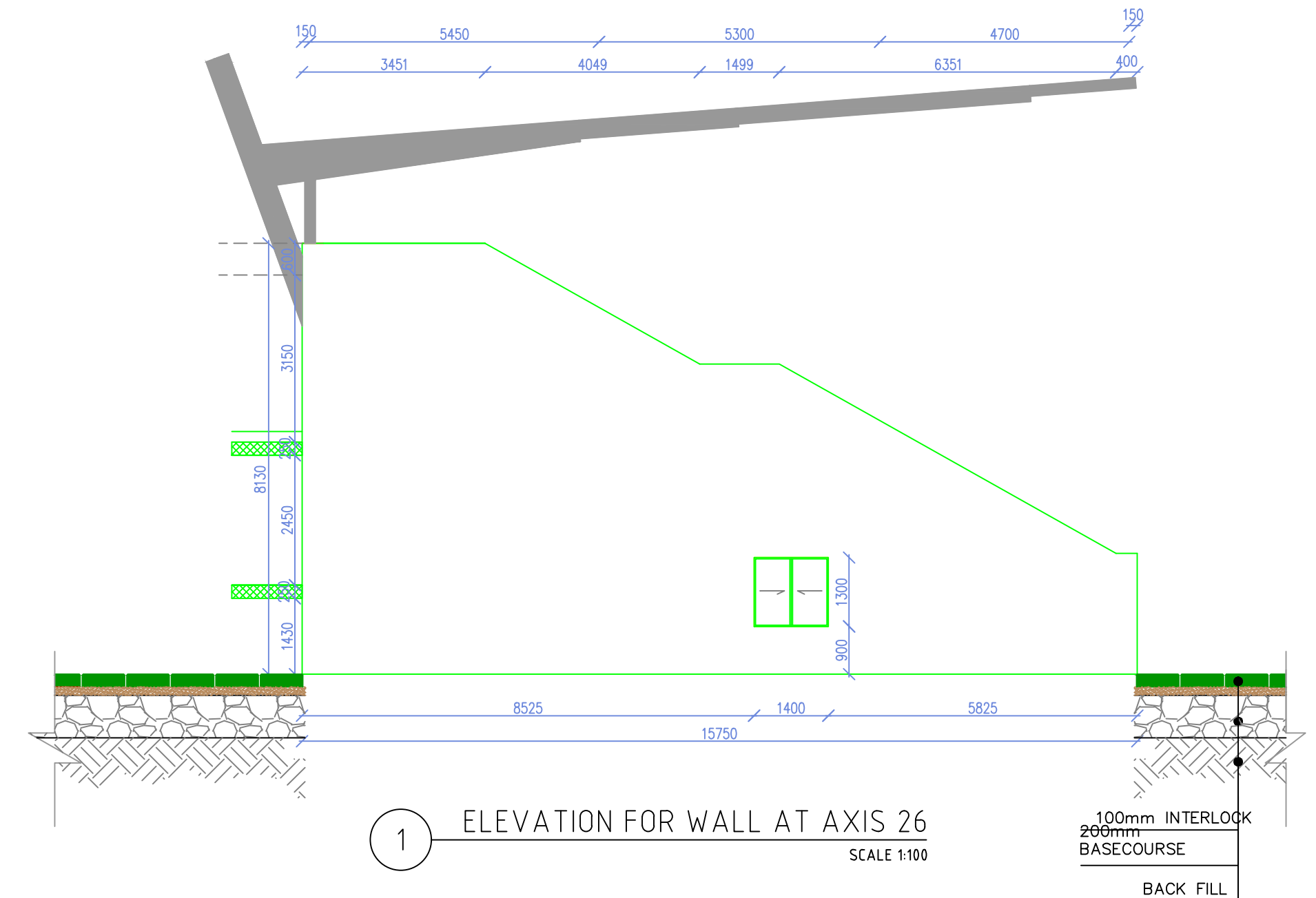
SITE NO.	Aqaba (Project / 4)
REGION NO.
DATE	28/10/2017
SCALE	1:100

REFERENCE DWG : A203

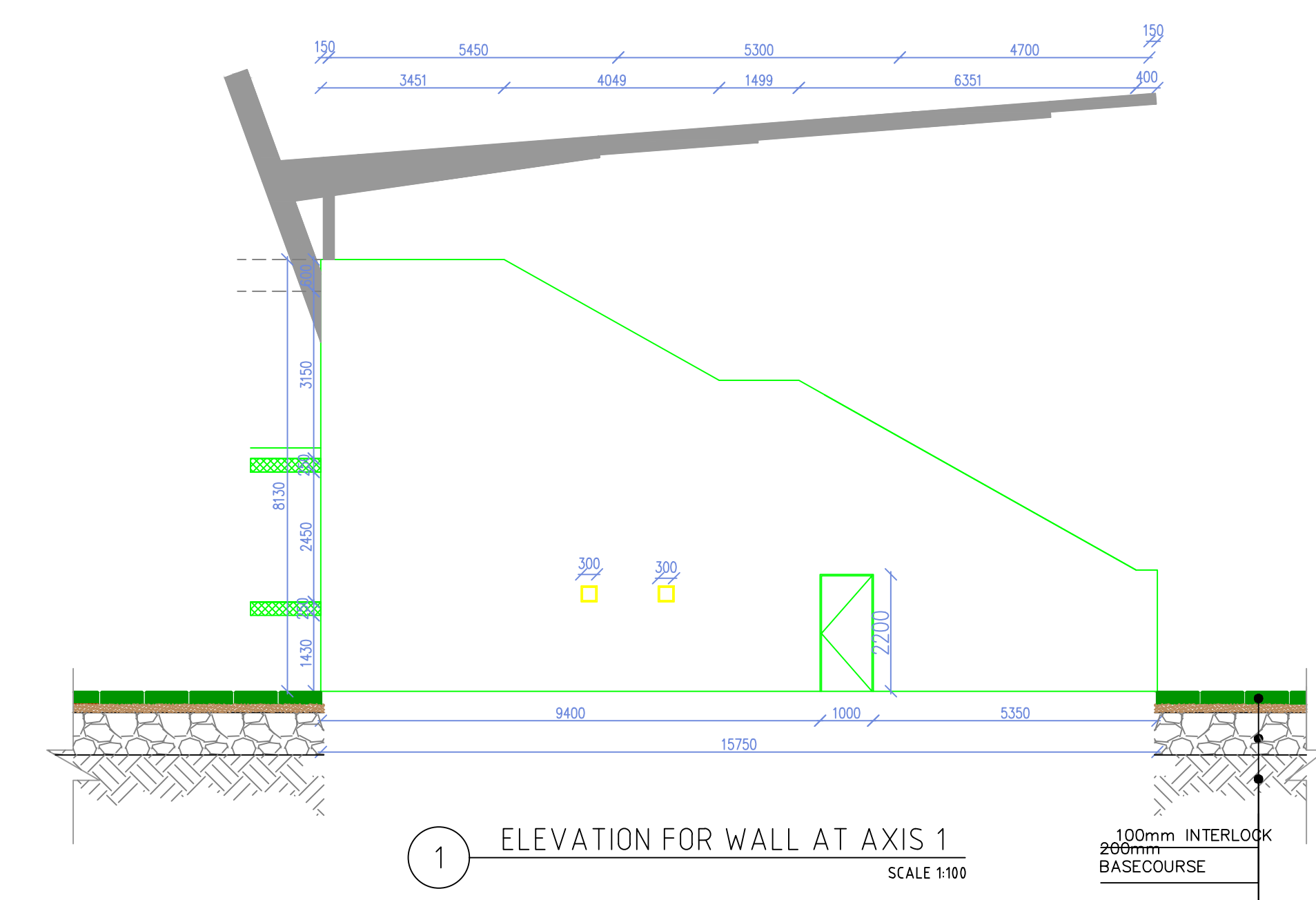
SHEET No.	DWG No.
A.D./C./C./ABC	ARCH-07 01 OF 01



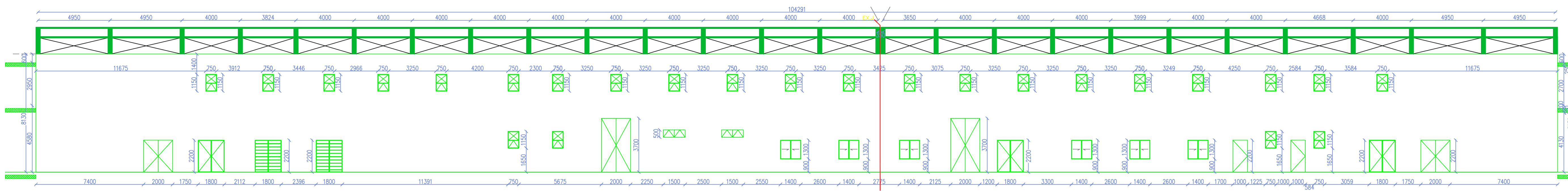
1 ELEVATION FOR WALL AT AXIS A SCALE 1:100



1 ELEVATION FOR WALL AT AXIS 26 SCALE 1:100



1 ELEVATION FOR WALL AT AXIS 1 SCALE 1:100



1 ELEVATION FOR WALL AT AXIS D SCALE 1:100